

G. S. PARKER.
SAFETY CAP FOR FOUNTAIN PENS.
APPLICATION FILED JULY 31, 1909.

1,028,382.

Patented June 4, 1912.

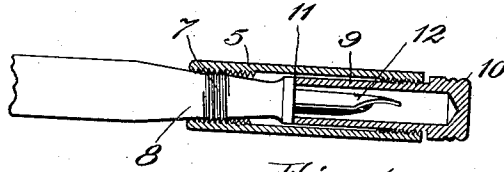


Fig. 1.




Fig. 2.

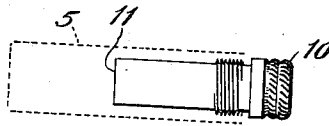


Fig. 3.

Witnesses.

Alice Hartman Little

B. L. Samner

Inventor,
George S. Parker,
By S. C. Banner,
Attorney.

UNITED STATES PATENT OFFICE.

GEORGE S. PARKER, OF JANESVILLE, WISCONSIN.

SAFETY-CAP FOR FOUNTAIN-PENS.

1,028,382.

Specification of Letters Patent.

Patented June 4, 1912.

Application filed July 31, 1909. Serial No. 510,549.

To all whom it may concern:

Be it known that I, GEORGE S. PARKER, a citizen of the United States, residing at Janesville, in the county of Rock and State of Wisconsin, have invented a certain new and useful Improvement in Safety-Caps for Fountain-Pens, of which the following is a full, clear, concise, and exact description.

This invention relates to a cap for fountain pens, and its object is to provide a simple and effective device for confining the ink which may collect around the pen at the mouth of the nozzle, so that it cannot spread over the outer surface of the nozzle or barrel while the pen is being carried about.

The cap therefore comprises, in addition to the tubular sleeve which fits over the barrel or nozzle, an inner cap which directly incloses the pen and which forms a substantially tight joint with the end of the nozzle, said inner cap being screwed into the outer tubular sleeve so as to be adjusted tightly and accurately against the mouth of the nozzle after the outer sleeve or main cap has been put in place upon the barrel.

The invention will be described more particularly by reference to the accompanying drawing, in which—

Figure 1 is a longitudinal view of my improved cap, fitted upon a fountain pen; Fig. 2 is a longitudinal sectional view of the outer sleeve; and Fig. 3 shows the inner cap.

The same reference characters indicate the same parts wherever they are shown.

In the form shown in Fig. 1, the outer sleeve 5 is internally threaded to fit the external threads 7 upon the barrel 8. Said sleeve is also internally threaded at the opposite or outer end to receive the adjustable inner cap 9, which has an enlarged knurled head 10 by which it may be readily grasped and screwed in or out of the sleeve 5 as required. The open end of the inner cap is adapted to form a tight joint at 11 with the mouth of the nozzle containing the pen 12. Ink collecting around the pen point or leaking from the nozzle while the fountain pen is not in use is therefore collected within

the inner cap and not permitted to spread back around the outside of the nozzle or barrel as it frequently does with ordinary fountain pens. The inner cap can be readily unscrewed and removed when desired, to be wiped out or to permit the ink to dry. When the outer sleeve is in place upon the barrel, the inner cap can always be caused to form a tight joint with the mouth of the nozzle by screwing it inward until its end comes into close engagement with the end of the nozzle. The end of the nozzle is faced off flat to provide a plane engaging surface or abutment against which the end of the inner cap which is also faced off flat may circumferentially engage to form a tight joint entirely around the pen.

It is not essential that the outer sleeve be screwed upon the barrel, as the invention can be applied to any cap which will fit reasonably tight upon the barrel.

What is claimed is:

The combination with a fountain pen barrel having a nozzle provided with a flat-faced abutment and a pen fixed within said nozzle and extending beyond the abutment, of a cap comprising a sleeve internally threaded at both ends thereof adapted to fit over said nozzle and engage a threaded portion of said barrel, an inner cap carried by said sleeve, said inner cap being threaded in the threads upon the outer end of said sleeve, but spaced from the body portion thereof, said inner cap being adapted to inclose said pen and to contact circumferentially with said flat-faced abutment with a tight frictional contact when said sleeve is engaged with the threaded portion of said barrel, and a knurled portion upon said inner cap extending beyond said sleeve whereby the position of said inner cap within said sleeve may be adjusted.

In witness whereof, I hereunto subscribe my name this 26th day of July A. D., 1909.

GEORGE S. PARKER.

Witnesses:

HELEN MORRISSEY,
GERTRUDE KOLLE.