

Mar. 27, 1923.

1,450,162

W. LIVSEY

MEANS FOR RETAINING PENS, PENCILS, AND THE LIKE, IN THE POCKETS OF GARMENTS

Filed Sept. 23, 1922

Fig. 1.

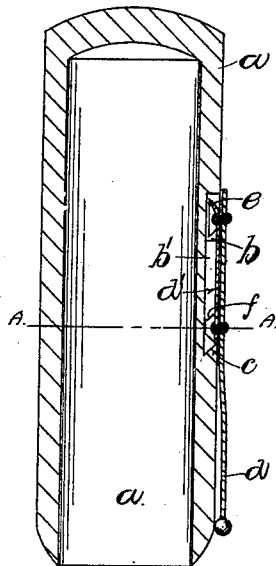


Fig. 3.

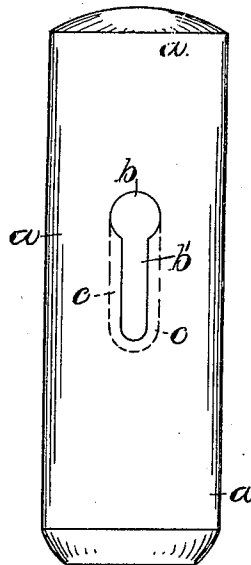


Fig. 2.

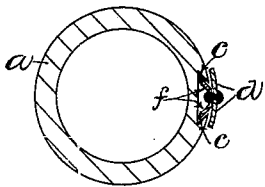


Fig. 4.

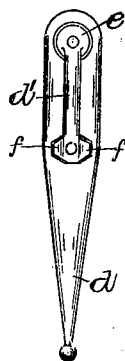


Fig. 5.

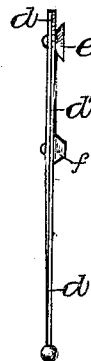


Fig. 6.

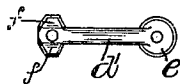


Fig. 7.



Inventor,  
William Livsey.

by *Charles H. [Signature]* Attys

# UNITED STATES PATENT OFFICE.

WILLIAM LIVSEY, OF WALLASEY, ENGLAND.

MEANS FOR RETAINING PENS, PENCILS, AND THE LIKE IN THE POCKETS OF GARMENTS.

Application filed September 23, 1922. Serial No. 590,129.

*To all whom it may concern:*

Be it known that I, WILLIAM LIVSEY, a subject of the King of England, residing at 11 Groveland Road, Wallasey, in the county of Chester, England, have invented new and useful Improvements in or Relating to Means for Retaining Pens, Pencils, and the like in the Pockets of Garments, for which I have filed application in England June 27, 1921, application No. 183,340, and of which the following is a specification.

This invention relates to means for holding or retaining a pen, pencil, or the like—but particularly a fountain or reservoir pen—in the pocket of a garment; and is characterized by the provision in a pen nib-cap or cover, or in a pencil casing, or the like, of a longitudinally-formed key-hole slot or recess the face or wall of the narrower or reduced portion whereof is undercut and the employment of a clip comprising a spring arm which carries a cupped disc, or like enlargement, and—below said cup—a pair of outwardly projecting tongues, wings, or the like.

In applying said clip to the slotted or recessed pen nib-cap, or cover, or pencil casing, or the like, said tongues, wings, or the like, carried by the spring arm, are inserted in the large or circular portion of the key-hole slot and then slid down into the undercut grooves of the narrower or reduced portion thereof; in the continued downward movement of the clip the cupped disc or like enlargement thereof enters the large or circular portion of the key-hole slot, and thus the clip becomes a permanent fixture to the cap, or the like.

Said cupped disc or like enlargement and the pair of outwardly projecting tongues, wings, or the like, may be formed on an inner plate secured to said spring arm; or they may be stamped directly out of the upper portion of a spring arm.

I will further describe my invention with the aid of the accompanying sheet of explanatory drawings, which illustrate one mode of embodying same.

In said drawings,

Fig. 1 is a longitudinal section of a reservoir pen nib-cap or cover possessing clip holding or retaining means according to my invention, Fig. 2 being a transverse sec-

tion, taken as on line A—A, Fig. 1. Fig. 3 is an elevation of the cap showing the key-hole slot prior to the application of the clip. Figs. 4 and 5 are elevations, taken at right angles to each other, of the clip prior to its fitment to the cap or cover. Figs. 6 and 7 are views, taken at right angles to each other, of the inner locking piece detached from the outer arm or spring member.

In said drawings, *a* designates the pen cap or cover; *b*, *b*<sup>1</sup> is a key-hole slot longitudinally formed in the wall of said cap, *b* being the large or circular portion and *b*<sup>1</sup> the narrower or reduced portion. *c*, *c* indicate the undercut grooves cut out of the side walls of the slot portion *b*<sup>1</sup>.

*d*, *d*<sup>1</sup> generally designates the clip which is constructed of spring steel, *d* being a spring member and *d*<sup>1</sup> a plate piece riveted thereto, and out of which plate are created by the process of stamping a cut *e* and outwardly turned tongues or wings *f*, *f*.

In fitting said clip to the pen cap *a*, said tongue or wing portions *f*, *f* are inserted in the circular portion *b* of the key-hole slot *b*, *b*<sup>1</sup> and then slid into the undercut grooves *c*, *c* of the narrow portion *b*<sup>1</sup> thereof; as the clip descends the cup *e* enters the circular portion *b* of the slot *b*, *b*<sup>1</sup>, and so the clip becomes permanently locked to the cap.

What I claim as my invention and desire to secure by Letters Patent is:—

1. Means for holding or retaining a pen, pencil, or the like, in the pocket of a garment, comprising a clip member which includes a spring arm and a plate whereon are formed a cupped disc, or like enlargement, and outwardly projecting tongues, wings, or the like; said cupped disc, or like enlargement, and outwardly projecting tongues, wings, or the like, being adapted to engage in a key-hole slot or recess—the face or wall of the narrower or reduced portion whereof is undercut—formed in the nib-cap or cover of a fountain or reservoir pen, or a pencil casing, or the like, in the manner described.

2. Means for holding or retaining a pen, pencil, or the like, in the pocket of a garment, which are characterized by the provision in a pen nib-cap or cover, or a pencil casing, or the like, of a longitudinally formed key-hole slot or recess, the face or

wall of the narrower or reduced portion  
whereof is undercut, and the employment  
of a clip member which includes a spring  
arm and a plate whereon are formed a  
5 cupped disc, or like enlargement and out-  
wardly projecting tongues, wings, or the  
like; said cupped disc, or like enlargement,  
and said tongues, wings, or the like, engag-

ing in said key-hole slot of the pen, pencil,  
or the like, in the manner described. 10

In testimony whereof I affix my signature  
in the presence of two witnesses.

WILLIAM LIVSEY.

Witnesses:

JOHN HINDLEY WALKER,  
JAMES C. MCGEE.