

No. 828,973.

PATENTED AUG. 21, 1906.

W. W. SANFORD.
FOUNTAIN PEN.
APPLICATION FILED OCT. 10, 1905.

Fig. 1.

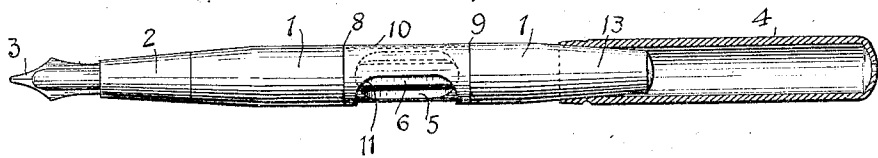


Fig. 2.

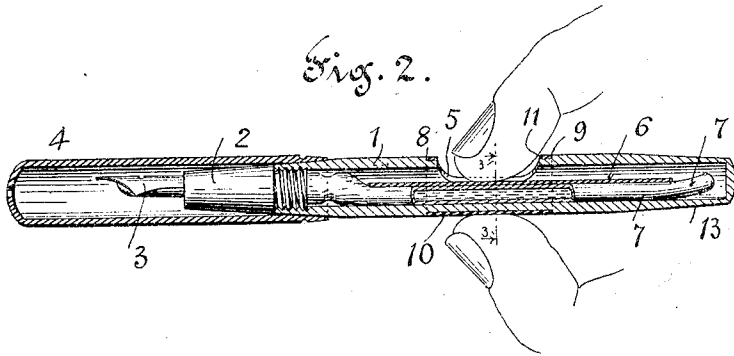


Fig. 3.

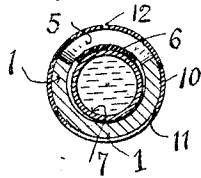
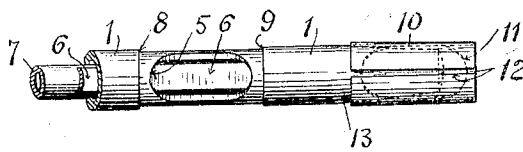


Fig. 4.



Witnesses
Charles Mannmann.
Henry V. Brown

William W. Sanford
Inventor
By his Attorney
Walter Brown

UNITED STATES PATENT OFFICE.

WILLIAM W. SANFORD, OF NEWARK, NEW JERSEY, ASSIGNOR OF ONE-HALF TO FREDERIC D. BENNETT, OF FREEHOLD, NEW JERSEY.

FOUNTAIN-PEN.

No. 828,973.

Specification of Letters Patent.

Patented Aug. 21, 1906.

Application filed October 10, 1905. Serial No. 282,099.

To all whom it may concern:

Be it known that I, WILLIAM W. SANFORD, a citizen of the United States of America, and a resident of Newark, county of Essex, State of New Jersey, have invented certain new and useful improvements in Fountain-Pens, of which the following is a specification.

This invention relates to improvements in fountain-pens, especially of that class which contain an expansible ink-sack.

The invention relates particularly to such a pen provided with a guard-sleeve to protect the sack from accidental compression.

The object of the invention is to provide a cheap, reliable, and durable sack fountain-pen in which the parts can be readily assembled and which will remain properly tight and effective for a long time.

To this end my invention consists in the combination of a conical-ended penholder-body or reservoir and an elastic split revoluble orificed guard-sleeve, so that the said conical end acts as an expander to dilate the sleeve sufficiently to allow it to pass to place on the holder and then snap securely to place between shoulders on the said body or reservoir.

Referring to the drawings, which accompany the specification to aid the description, Figure 1 is an elevation of a pen with my invention, showing the sleeve partly open. Fig. 2 is a longitudinal section thereof, showing the sleeve fully open. Fig. 3 is a cross-section at a position corresponding with the line 3-3 of Fig. 2, but enlarged and showing the sleeve closed. Fig. 4 is a broken elevation, showing the sleeve expanded by the conical end of the penholder-body.

1 is the reservoir or penholder-body, provided with conical end 13, pen-section 2, pen 3, and cap 4. Said body 1 is reduced in diameter adjacent to said orifice, forming shoulders 8 9. When the pen is not in use, said cap 4 is used as a guard for the pen.

7 is the rubber ink-sack, and 6 the compression-bar thereon, as described in my application, Serial No. 260,065, filed May 9, 1905.

A guard-sleeve 10, of any suitable elastic metal, has a through-and-through slit 12 to render it expansible and opposite to said slit 12 is provided with an orifice 11, adapted to register in full open position with said orifice 5. Said sleeve 10 is smaller than the reduced portion of body 1 between the shoulders 8 9, so as to contract as said portion wears and remain tight thereon for a long time.

The parts are assembled as follows: The sleeve 10 is forced on over the conical end 13 of the penholder-body, whereby the sleeve is gradually expanded sufficiently to pass over said body and clear of shoulder 9 when said sleeve immediately snaps to place between said shoulders 8 9.

In use when it is desired to fill the sack 7 the sleeve 10 is turned to uncover the orifice 5 and the sack 7 is collapsed by inserting the finger in said orifice and pressing bar 6. Then on withdrawing the finger sack 7 expands, sucking in ink. Finally, by revolving sleeve 10 to the position of Fig. 3 the orifice 5 is covered by the sleeve and the sack protected from accidental collapse.

Now, having described my improvements, I claim as my invention—

1. The combination of an orificed penholder-body provided with a conical end, an ink-sack in said body, and a split guard-sleeve for said orifice adapted to be first expanded by said conical end, and then to snap to place over said orifice, substantially as described.

2. The combination of an orificed penholder-body provided with a conical end 13, and with a shouldered reduced portion adjacent to said orifice, an elastic ink-sack 7 in said body, and a split elastic orificed guard-sleeve 10 adapted to be expanded by said conical end 13, and to snap to place between the shoulders of said reduced portion of the body, substantially as described.

3. In a fountain-pen, the combination with the holder having a finger-opening, a collapsible ink-retainer and a compressor therefor, of a shield-cover for said opening rotatably mounted upon the holder and having a frictional spring engagement therewith.

4. In a fountain-pen the combination with the holder having a finger-opening, a collapsible reservoir, and a compressor therefor, of a shield-cover for said opening rotatably mounted on the holder and also having a finger-opening, said shield-cover consisting of a longitudinally-split sleeve having a frictional spring engagement with the holder.

Signed at Albany this 5th day of October, 1905.

WILLIAM W. SANFORD.

Witnesses:

ALFRED H. RENNIE,
HENRY B. SQUIER.