

No. 631,824.

Patented Aug. 29, 1899.

R. P. ROBINSON.
FOUNTAIN PEN.

(Application filed Apr. 8, 1899.)

(No Model.)

Fig. 1.




Fig. 2.




Fig. 3.

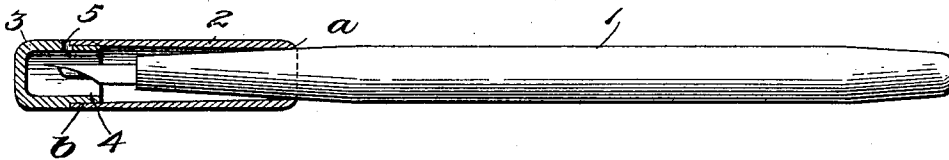



Fig. 4.



Witnesses
C. Hunt.
J. Johnson
Inventor
Robert P. Robinson
by A. B. Wilson
Attorney

UNITED STATES PATENT OFFICE.

ROBERT P. ROBINSON, OF WILKES-BARRÉ, PENNSYLVANIA.

FOUNTAIN-PEN.

SPECIFICATION forming part of Letters Patent No. 631,824, dated August 29, 1899.

Application filed April 6, 1899. Serial No. 711,940. (No model.)

To all whom it may concern:

Be it known that I, ROBERT P. ROBINSON, a citizen of the United States, residing at Wilkes-Barré, in the county of Luzerne and State of Pennsylvania, have invented certain new and useful Improvements in Fountain-Pens; and I do declare the following to be a full, clear, and exact description of the invention, such as will enable others skilled in the art to which it appertains to make and use the same.

The invention has relation to fountain-pens; and the object of the invention is to provide a cap for the pen which shall be of such construction that when removed to uncover the pen-point its top may be detached and the cap slipped upon the socket end of the pen and serve as a shield to prevent soiling the fingers by any ink which may have leaked from the hollow staff or fountain.

With this object in view the invention consists in certain features of construction and combination of parts, as will be hereinafter fully described and claimed.

In the drawings, Figure 1 is a side elevation of a fountain-pen embodying my invention, the cap being shown slipped upon the socket end of the pen. Fig. 2 is a similar view, the cap having been removed, its top detached from the cap and placed upon the butt-end of the pen and the cap turned end for end and slipped upon the socket end of the pen to serve as a shield for the fingers. Fig. 3 is a longitudinal sectional view through the parts when arranged as shown in Fig. 1. Fig. 4 is a similar view of the parts when arranged as shown in Fig. 2.

In the drawings, 1 denotes the fountain-pen, which may be of any well-known or approved construction.

2 denotes the cap, the bore at the end *a* of which is of less diameter than the bore at the end *b*. This cap is provided with a removable top or plug 3, which is provided with a reduced end 4, which fits in the end *b* of the cap.

As shown in Figs. 1 and 3, the cap is placed upon the socket end of the pen with its top or plug in position, the reduced end of the cap preventing it being slipped too far upon

the pen. When it is desired to write with the pen, the cap is removed, its plug or top detached and placed upon the butt-end of the pen, the ends of the cap are reversed and the enlarged end is slipped over the pen-point along the fountain or staff until the parts assume the position shown in Fig. 4, in which position it will be seen that the cap covers the lower end of the staff and prevents the fingers being soiled by any ink which may have leaked from the point.

If desired, the plug or top of the cap may be provided with a vent-opening 5, the function of which is well known in this art. This vent-opening is preferably made in the reduced end of the cap and a slight portion of the annular shoulder formed by the reduced end is cut away, so that when the reduced end of the plug or top is inserted in the cap the vent-opening will have a slight exposure that is not noticeable to the eye except upon close scrutiny.

It will be noticed that by putting the cap upon the socket end of the pen instead of on the upper end, which is usually done, the pen is nicely balanced.

It will of course be understood that various changes in the form, proportion, and the minor details of construction may be resorted to without departing from the principle or sacrificing any of the advantages of this invention.

Having thus described the invention, what is claimed, and desired to be secured by Letters Patent, is—

1. A cap for fountain-pens having a tapering bore and a removable top or plug, substantially as described.

2. The combination with a pen staff or holder having a tapering end, of a cap having a tapering bore and a removable top or plug, substantially as described.

In testimony whereof I have hereunto set my hand in presence of two subscribing witnesses.

ROBERT P. ROBINSON.

Witnesses:

S. E. INNES,
W. B. ROBINSON.