

A. KLEIN & J. W. GREENBAUM.

CLIP FOR PEN CAPS.

APPLICATION FILED SEPT. 27, 1912.

1,116,078.

Patented Nov. 3, 1914.

Fig. 1.

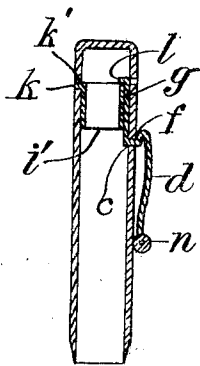


Fig. 2.

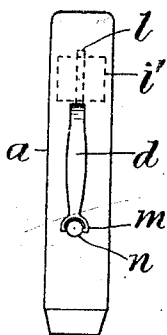


Fig. 3.

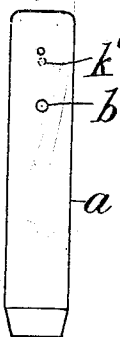


Fig. 4.



Witnesses
L. Lee
Anna B. Meier

Inventors
Adolf Klein,
James W. Greenbaum, per
Thomas S. Crane, Atty.

UNITED STATES PATENT OFFICE.

ADOLF KLEIN, OF NEW YORK, N. Y., AND JAMES W. GREENBAUM, OF WEST HOBOKEN,
NEW JERSEY.

CLIP FOR PEN-CAPS.

1,116,078.

Specification of Letters Patent.

Patented Nov. 3, 1914.

Application filed September 27, 1912. Serial No. 722,677.

To all whom it may concern:

Be it known that we, ADOLF KLEIN, of 78 Centre Street, New York, county of New York, and State of New York, and JAMES W. GREENBAUM, residing at 401 Monastery street, West Hoboken, county of Hudson, and State of New Jersey, both citizens of the United States, have invented certain new and useful Improvements in Clips for Pen-Caps, fully described and represented in the following specification and the accompanying drawings, forming a part of the same.

This invention relates to an improvement in the clip used for engaging a pen-holder with the edge of a pocket, and the object of the invention is to provide means for attaching a clip to a pen cap, by invisible means, and at the same time providing a clip which can be put on or taken off of a pen cap at pleasure by any dealer without destroying the said cap or doing anything that would be detrimental to its future use.

The invention will be understood by reference to the annexed drawing.

Figure 1 is a longitudinal section taken through the center of the cap and the clip. Fig. 2 is a side view of the pen-cap. Fig. 3 is a side view of the pen-cap with the clip removed. Fig. 4 is a perspective view of the spring-collar.

The invention consists of a clip having an offset shank upon one end to pass through a hole in the pen-cap and lie against the inner side of said cap, and a collar forced through the open end of the cap into contact with the shank of the clip, thus holding the clip in the desired position upon the cap. The free end of the clip may be made in any desired form to permit the cloth of the pocket to slip freely between said clip and the cloth. To accomplish such purpose a roller ball is shown and described herein.

The hollow pen-cap *a* is shown provided with a perforation *b*, and the spring-clip *d* is shown provided with an offset portion forming a shank *e* to pass through such perforation to the interior of the cap, and

the spring bent at its junction with the offset portion to form a shoulder *f*. A foot *g* extends from the inner end of the offset portion longitudinally to fit against the inner wall of the pen-cap and may be secured thereto by any suitable means, such as a spring collar *i* which, when forced into the cap, presses against the foot *g* and holds the clip in position upon the cap. The spring collar *i* is kept, when inserted, from pushing past the foot, by contact with an inwardly bent ear *l*. The free end of the spring is shown equipped with a roller ball *n* in the drawing, the same being held in place by inwardly bent journals *m* fitted to holes in the opposite sides of the roller. If desired, the spring collar may be formed with a stud *k* to fit a perforation *k'* in the wall of the cap, opposite to the foot, to prevent the accidental displacement of the collar when adjusted.

Having thus set forth the nature of our invention what is claimed therein is:—

1. The combination, with a pen-holder-cap, of a spring-clip having a shank offset transversely to its length, a foot extended longitudinally from the offset portion and adapted to lie within the pen-holder-cap, and a collar adapted to force into the cap and hold the said foot in place.

2. The combination, with a pen-holder-cap having a hole for the clip foot, of a spring clip having a shank offset transversely to its length, a foot extended longitudinally from the offset portion and adapted to pass through the hole and lie within the pen-holder-cap, an ear upon the end of said foot bent inwardly, and a spring collar adapted to force into the cap into contact with the said ear, and hold the foot in place.

In testimony whereof we have hereunto set our hands in the presence of two subscribing witnesses.

ADOLF KLEIN.
JAMES W. GREENBAUM.

Witnesses:

L. LEE,
THOMAS S. CRANE.