

J. HOLLAND.
Pencil.

No. 202,654.

Patented April 23, 1878.

Fig. 1

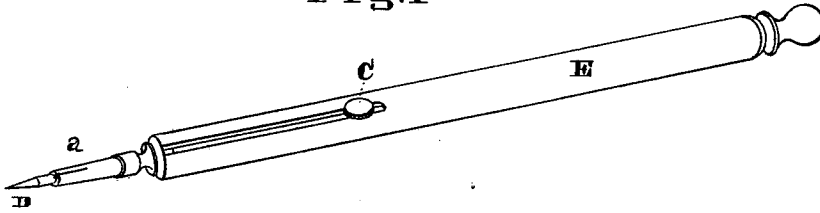


Fig. 2

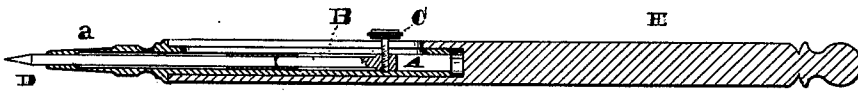


Fig. 3

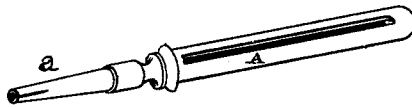
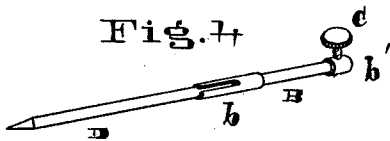


Fig. 4



Attest

Chas. F. Gessert

James Moore

Inventor

John Holland
By Geo. Murray
his Attorney

UNITED STATES PATENT OFFICE.

JOHN HOLLAND, OF CINCINNATI, OHIO.

IMPROVEMENT IN PENCILS.

Specification forming part of Letters Patent No. 202,654, dated April 23, 1878; application filed March 23, 1878.

To all whom it may concern:

Be it known that I, JOHN HOLLAND, of Cincinnati, in the county of Hamilton and State of Ohio, have invented a new and useful Improvement in Pencils, of which the following is a specification:

The invention relates to lead-pencils, and particularly to the class of pencils known to the trade as "ever-pointed pencils."

The object of the invention is to provide a convenient means of adjusting the lead and retaining it firmly in position, so that it will not slip back when in use.

The invention consists in fitting a slotted case with a lead-holder adapted to be operated by a slide, which slide also serves as a lock to retain the lead in any position without liability of breaking or injuring it.

In the accompanying drawing, in which similar letters of reference indicate like parts, Figure 1 is a perspective view of my pencil (inserted for convenience in a long holder) with the lead protruded ready for use. Fig. 2 is an axial section of the same. Fig. 3 is a perspective view of the shell or case proper; and Fig. 4 is a similar view of the follower which slides within the case, showing the lead-holder at one end and the set-screw slide at the other.

The case or holder A is slotted nearly its whole length, and fitted at the front end with the customary pencil-nose *a*. B is the follower. It is made of a size to snugly fit and slide within case A, and fitted at the front end with a split tube, *b*, to receive and hold the lead D. Near the rear end, at *b'*, it is tapped to receive the set-screw C, which is inserted after the parts are put together. The nose *a* is slit at the point to allow for slight differences in

the size of the leads, and to permit the split tube *b* to be slipped out to insert a new lead.

E is a holder, made of wood, rubber, or, if desired, of a more costly material. In the form of my invention illustrated in the drawing it is mainly for the purpose of lengthening the case and adding an exterior finish. It is bored at the front end a sufficient distance back to receive the case A, which is secured within it by any well-known means, and has a longitudinal slot, which corresponds with the slot in A. There is a collar or shoulder on nose *a* where it joins the case A, which projects so as to come nearly flush with the end of holder E and form an ornamental finish.

When the holder E is not used, and it is obvious it may be dispensed with by giving the requisite length to case A, I make the shoulder flush with the end of case A.

It will be seen that in my pencil a lead may be used nearly the whole length of the holder; that the lead can be readily adjusted and firmly held in position by the set-screw, which is adapted to fasten the slide at any desired point in the case A without endangering the lead by clamping or pressing upon it; and that the pencil can be cheaply constructed, and is not liable to get out of order.

I claim—

The combination, substantially as specified, of the pencil-holder, the slotted case thereof, and the set-screw for adjusting and securing the pencil-holder.

JOHN HOLLAND.

Witnesses:

GEO. J. MURRAY,
E. D. GRAFTON.