

N<sup>o</sup> 24,851



A.D. 1905

Date of Application, 30th Nov., 1905

Complete Specification Left, 28th May, 1906—Accepted, 9th Aug., 1906

PROVISIONAL SPECIFICATION.

“Improvements in Stylographic Pens.”

We, THOMAS DE LA RUE AND COMPANY, LIMITED, and EVELYN DE LA RUE, all of 110 Bunhill Row, in the City of London, Manufacturers, do hereby declare the nature of this invention to be as follows:—

5 Heretofore in stylographic pens the projecting needle or writing point of the pen has always been made of cylindrical form and all writing produced by it has been in lines of uniform breadth.

10 According to this invention the needle or writing point is made oblong in cross section and approximately flat on two opposite sides and the opening through which it protrudes at the end of the outer sheath or ink duct is made of corresponding form. In this way either thick or thin lines may be made with the pen just in the same way as with an ordinary writing pen

Dated this 29th day of November 1905.

THOMAS DE LA RUE AND COMPANY LIMITED.

15

EVELYN DE LA RUE,  
Director.

STUART DE LA RUE,  
Director & Secretary.

EVELYN DE LA RUE.

COMPLETE SPECIFICATION.

20

“Improvements in Stylographic Pens.”

We, THOMAS DE LA RUE AND COMPANY, LIMITED, and EVELYN DE LA RUE, all of 110 Bunhill Row, in the City of London, Manufacturers, do hereby declare the nature of this invention and in what manner the same is to be performed to be particularly described and ascertained in and by the following statement:—

25 Heretofore in stylographic pens the projecting needle or writing point of the pen has always been made of cylindrical form and all writing produced by it has been in lines of uniform breadth.

30 According to this invention the needle or writing point is made oblong in cross section and approximately flat on two opposite sides and the opening through which it protrudes at the end of the outer sheath or ink duct is made of corresponding form. In this way either thick or thin lines may be made with the pen just in the same way as with an ordinary writing pen.

35 Figures 1 and 2 of the drawing annexed are exterior views taken at right angles to one another of part of a stylographic pen formed in the above way. Figures 3 are cross sections taken on the lines *a b*.

Figures 4 and 5 are sections showing two ways in which the flattened needle may conveniently be carried so as to admit of the pointed end section of the

[Price 8d.]

*Improvements in Stylographic Pens.*

stylographic pen being unscrewed from the body section in the usual way. Figure 6 is a section shewing the needle of pen Figure 5, entering the carrier point or nozzle, the needle remaining stationary while the carrier is revolved as it is screwed on to the point.

In these figures the needle or writing point is marked *a* and the nozzle or pointed end section of the outer sheath *b*. 5

When a flattened needle or writing point is used it is necessary to make some provision for admitting of the nozzle or pointed end section *b* of the outer case being unscrewed from the body without twisting and distorting the wire of which the needle *a* is made. 10

This may either be effected in the way shewn in Figure 4 in which the needle always remains within the nozzle or point section and comes away with it but preferably it is arranged as shewn in Figure 5 to be carried by the forward end of the central rod which the body contains, in such a way that it can turn freely on its longitudinal axis. 15

To permit of this the extreme tip of the rod is made removable as shewn and hollow to contain the small spiral spring which is fastened to the end of the flattened needle and which presses the needle forward, the flattened needle and spring being able to turn freely without turning the removable tip end of the rod. 20

In this way whenever the end section is unscrewed from the body the needle is withdrawn from the nozzle as in ordinary stylographic pens—this is desirable as it tends to keep the ink duct clear.

Having now particularly described and ascertained the nature of our said invention and in what manner the same is to be performed, we declare that what we claim is:— 25

1. A stylographic pen the projecting needle or writing point of which is oblong in cross section and approximately flat on its two opposite wider sides substantially as described.

2. Stylographic pens constructed substantially as hereinbefore described and illustrated in the drawings annexed. 30

Dated this 3rd day of May 1906.

For THOS. DE LA RUE & CO. LTD.

THOS. DE LA RUE,  
EVELYN DE LA RUE,

Directors. 35

EVELYN DE LA RUE.

Fig. 3.



Fig. 1.

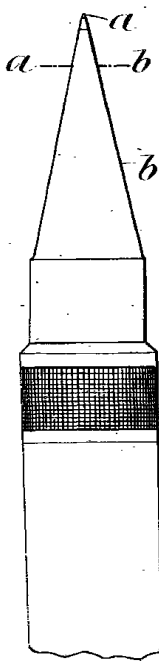


Fig. 2.

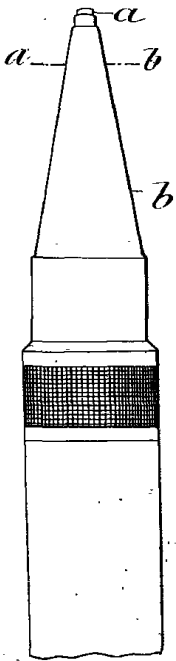


Fig. 4.

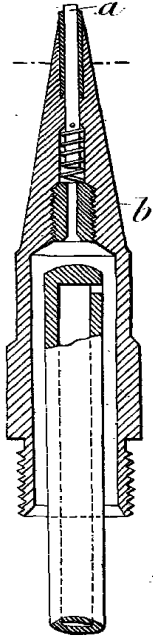


Fig. 5.

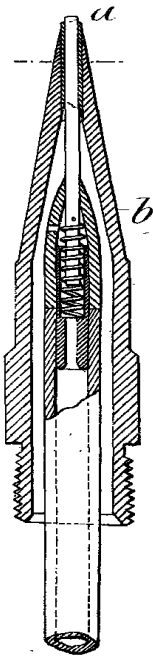
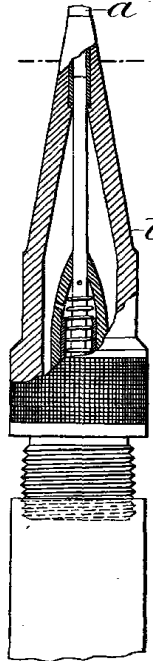


Fig. 6.



[This Drawing is a full size reproduction of the Original.]

ORIGINAL  
FREE  
LIBRARY

Wiley & Sons, Photo-Litho.

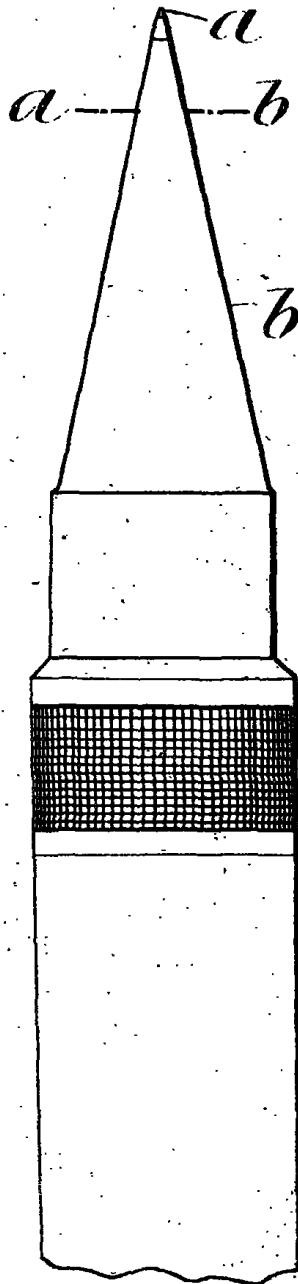
A.D. 1905. Nov. 30. N.º 24,851.

THOMAS DE LA RUE & CO. & another's COMPLETE SPECIFICATION.

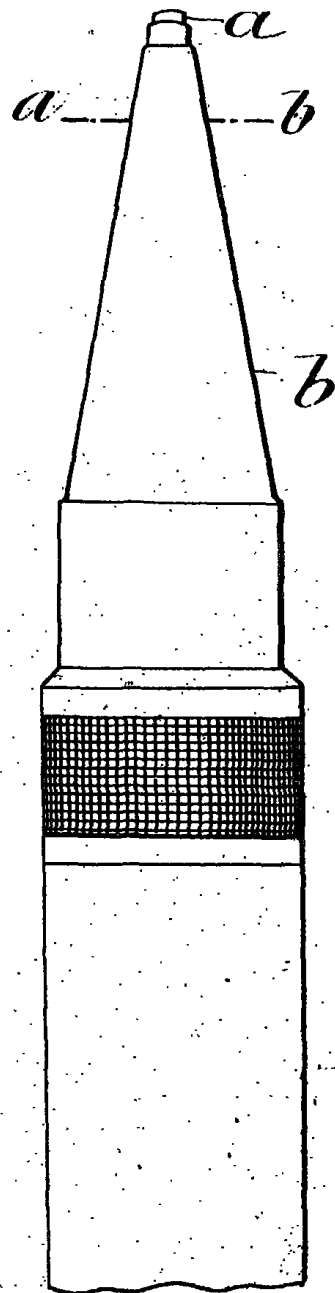
*Fig. 3.*



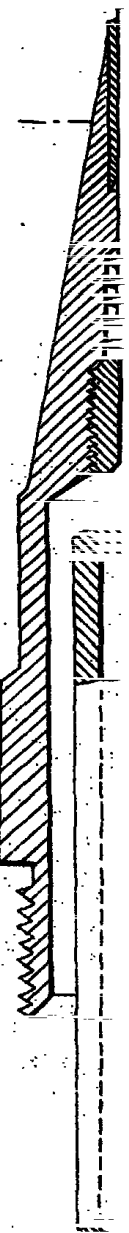
*Fig. 1.*



*Fig. 2.*



*Fig.*



*[This Drawing is a full-size reproduction of the Original.]*

Fig. 4.

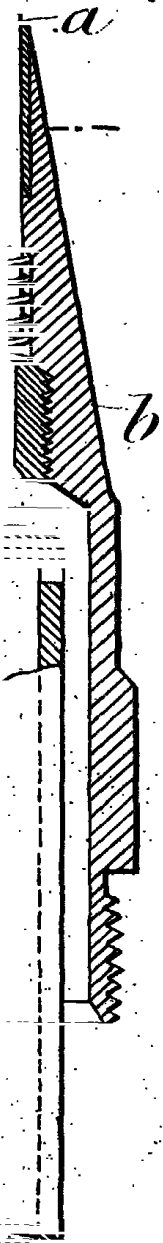


Fig. 5.

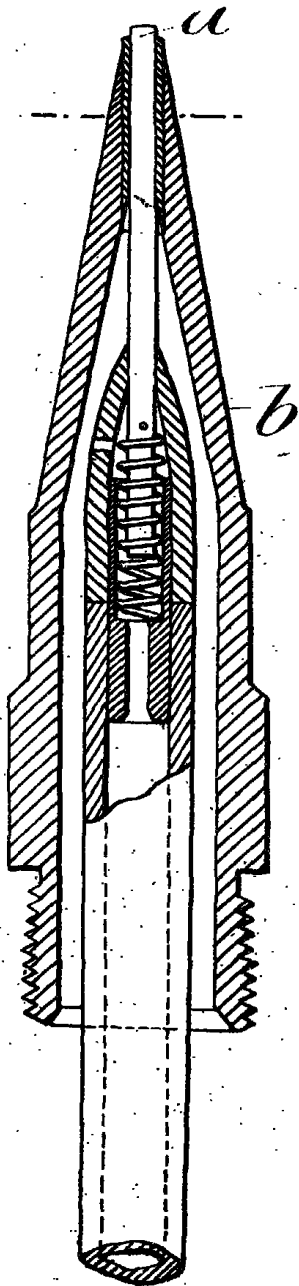



Fig. 6.



EDMUNDSON  
FREE  
LIBRARIES.