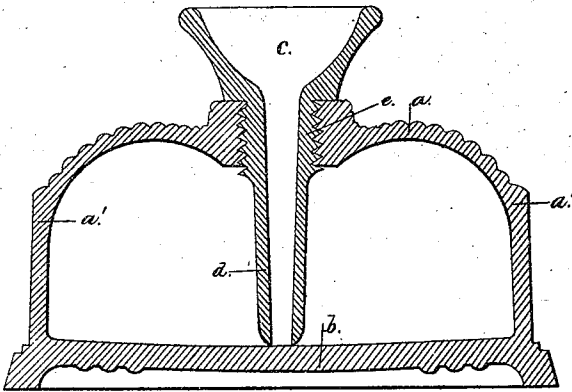


L. E. HICKS.  
FLEXIBLE INKSTAND.

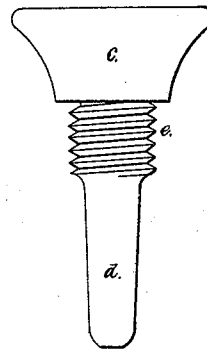
No. 19,613.

Patented Mar. 9, 1858.

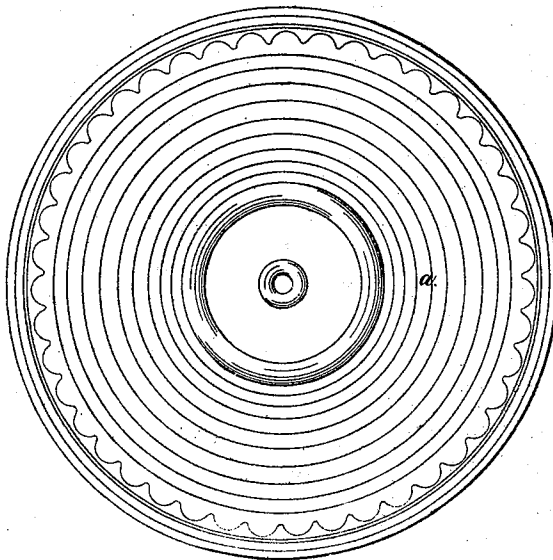
*Fig. 1.*



*Fig. 3.*



*Fig. 2.*



# UNITED STATES PATENT OFFICE.

LUCIEN E. HICKS, OF BOSTON, MASSACHUSETTS, ASSIGNOR TO DAVID C. FIELD, OF BROOKLYN, NEW YORK.

## INKSTAND.

Specification of Letters Patent No. 19,613, dated March 9, 1858.

*To all whom it may concern:*

Be it known that I, LUCIEN E. HICKS, of Boston, in the county of Suffolk and State of Massachusetts, have invented a new and useful Improvement in Inkstands; and I do hereby declare that the following is a full, clear, and exact description of the construction and operation of the same, reference being had to the accompanying drawings, making a part of this specification, and to the letters of reference marked thereon, in which—

Figure 1 is a section; Fig. 2 is a plan, and Fig. 3 is a representation of the funnel removed.

The same letters refer to like parts in all the figures.

My improvement in ink stands consists in constructing them of a material and in such a manner, that the bottom of the stand shall form a flexible valve for a ready entrance of ink into and its exit from the pen tube (or fountain as it is sometimes called) without the necessity of turning screws, or opening stoppers, &c., incident to inkstands now in use. I have also greatly simplified it, thus rendering it more durable and efficient by its not being liable to be out of order besides materially reducing its cost of construction.

To enable others to make and use it I would describe it as follows: I usually employ gum elastic vulcanized as the flexible material although I do not confine myself to that article and for the purpose of rendering it free to act under the pressure of the hand when filling the pen tube, and to allow of the change of position of said tube in discharging it, or returning the ink to the body of the stand, I give the sides and top a corrugated surface thereby combining usefulness and ornament.

*a*, is the top; *a'*, the sides or cylindrical body and *b* the bottom, all formed or molded together.

In the center of the top I form a female screw or nut, for the reception of the screw (*e*) on the tube (*d*).

*c*, is the basin or bowl united to tube (*d*) it is formed of metal or glass and provided

with a considerable shoulder or flange, for the purpose of making a good air joint, when screwed home in the nut. In giving the requisite length to the tube (*d*) it should be sufficient to reach and press upon the flexible bottom (*b*) to insure the closing of said tube when in contact. In the opening of the tube it is effected by the lifting thereof by the elongation of the stand when pressed between the finger and thumb, thereby lifting the end of the tube from the bottom (*b*).

Its employment is as follows: To fill the stand with ink, withdraw the screw (*e*) from the nut leaving it in the opening to serve the purpose of a funnel, when sufficiently (or even wholly) filled return the screw to its place, making an air joint between the tube and stand; when the ink is desired in the bowl or fountain, grasp the body of the stand with the finger and thumb and give it a degree of compression to elongate the stand, to lift the tube and by reduction of the space within, the fluid is raised in the tube and bowl, then withdraw the grasp, and by the contact of the bottom of the tube with the flexible bottom of the stand, the column of ink is retained; when desirable to return the ink to the body of the stand, the bowl or basin is grasped with the finger and thumb and canted to one side sufficiently to open the tube by releasing it from the pressure of the bottom (*b*) and thus allow of the ink's return.

Having described my improvement what I claim as my invention and desire to secure by Letters Patent is—

The employment of the bottom (*b*) of a flexible ink stand constructed substantially in the manner set forth, for the purpose of serving as a valve in its use with the tube (*d*) operating in the manner and for the purposes set forth in the foregoing specification.

LUCIEN E. HICKS.

Witnesses:

JAMES BUTTS,  
CHAS. M. BARBER.