

N^o 7113



A.D. 1905

Date of Application, 4th Apr., 1905

Complete Specification Left, 4th Oct., 1905—Accepted, 21st Dec., 1905

PROVISIONAL SPECIFICATION.

“Improvements in and relating to Cases or Holders for Fountain Pens, Pencils and the like.”

I, **CECIL BRISTOW**, of 15, Rockbourne Road, Forest Hill, in the County of London, Clerk, do hereby declare the nature of this invention to be as follows:—

This invention relates to cases or holders for fountain pens, pencils and the like, and has for its object to provide a simple and efficient method of fixing the case in position in the pocket and to provide increased protection to the pen or the like.

A case or holder made in accordance with this invention comprises a front strengthening plate having one end thereof bent to form a hook or spring clip and a pouch or clip behind for receiving the pen or the like.

10 In one form of case made in accordance with this invention the plate is made of suitably tempered steel curved in cross section and is bent at one end so as to form a hook or spring clip. The plate extends the full length of the case and is suitably covered with leather or the like, and behind the plate is disposed a pouch, of leather, which serves to grip the pen and hold
15 it in position in the case. The pouch may be stiffened if required.

In use the case is inserted in the pocket so that the hook fits over and grips the edge of the pocket thus holding the case in position.

In some cases the pouch may be dispensed with and the strengthening plate shaped so as to form clips for holding the pen with or without a shoe at the
20 bottom.

By the use of a case made in accordance with this invention the pen may be kept in a deep pocket, but is always held in position at the top end in the front thereof. The metal plate serves as a strengthening member and prevents the pen from becoming broken in the pocket.

25 Where cases to hold two or more pens are required, one or more plates may be used and secured in position in front of the pens.

This invention may be applied for use with clinical thermometers, eye glasses and other articles, usually carried in the pocket.

Dated this 4th. day of April 1905.

30

MEWBURN, ELLIS & PRYOR,
70, & 72, Chancery Lane, London, W.C.
Chartered Patent Agents.
Agents for the Applicant,


COMPLETE SPECIFICATION.

35 **“Improvements in and relating to Cases or Holders for Fountain Pens, Pencils and the like”.**

I, **CECIL BRISTOW**, of 15, Rockbourne Road, Forest Hill, in the County of London, Clerk, do hereby declare the nature of this invention and in what manner the same is to be performed, to be particularly described and ascer-
40 tained in and by the following statement:—

This invention relates to cases or holders for fountain pens, pencils and the like

[Price 8d.]



Improvements in Cases or Holders for Fountain Pens, Pencils and the like.

like, and has for its object to provide a simple and efficient method of fixing the case in position in the pocket and to provide increased protection to the pen or the like.

A case or holder made in accordance with this invention comprises a front strengthening plate having one end thereof bent to form a usual hook or spring clip and a pouch or clip behind for receiving the pen or the like, and support the base thereof.

Referring now to the drawings of which Fig. 1 is a front view of one form of case made in accordance with this invention, Fig. 2 is a cross section on line X—X Fig. 1, Fig. 3 is a cross section on line Y—Y, Figs. 4, 5 and 6 are similar views of a modified form, Fig. 7 is a back view and Fig. 8 a side view of a further modified form, and Fig. 9 is a back view of a further modified form.

In the form shown in Figs. 1 to 3 *a* is a plate of tempered steel or other suitable metal curved in cross section and bent at one end as at *b* so as to form a hook or spring clip. The plate extends the full length of the case and is suitably covered with leather or the like *c*. *d* is a pouch of leather disposed behind the plate *a* which serves to grip the pen and hold it in position in the case. The pouch may be stiffened if required.

In the modified form shewn in Figs. 4, 5 and 6, *e* is a pouch or clip behind the plate *a* and is made in one piece with the plate *a* which is suitably bent as at *f*.

When this form of holder is made in soft metals such as gold or silver it may be provided with a spring of steel bent round the bend *f* of the plate to give the necessary spring.

In the form shewn in Figs. 7 and 8 the pouch is dispensed with and the plate *a* is shaped and bent so as to form clips *g* for holding the pen with a shoe *h* at the bottom.

In the form shewn in Fig. 9 the clips *g* extend the full length of the back and meet down the centre line thereof.

In use the case is inserted in the pocket so that the hook fits over and grips the edge of the pocket thus holding the case in position.

By the use of a case made in accordance with this invention the pen may be kept in a deep pocket, but is always held in position at the top end in the front thereof. The metal plate serves as a strengthening member and prevents the pen from becoming broken in the pocket.

Where cases to hold two or more pens are required, one or more plates may be used and secured in position in front of the pens.

This invention may be applied for use with clinical thermometers, eye glasses and other articles, usually carried in the pocket.

Having now particularly described and ascertained the nature of my said invention and in what manner the same is to be performed, I declare that what I claim is:—

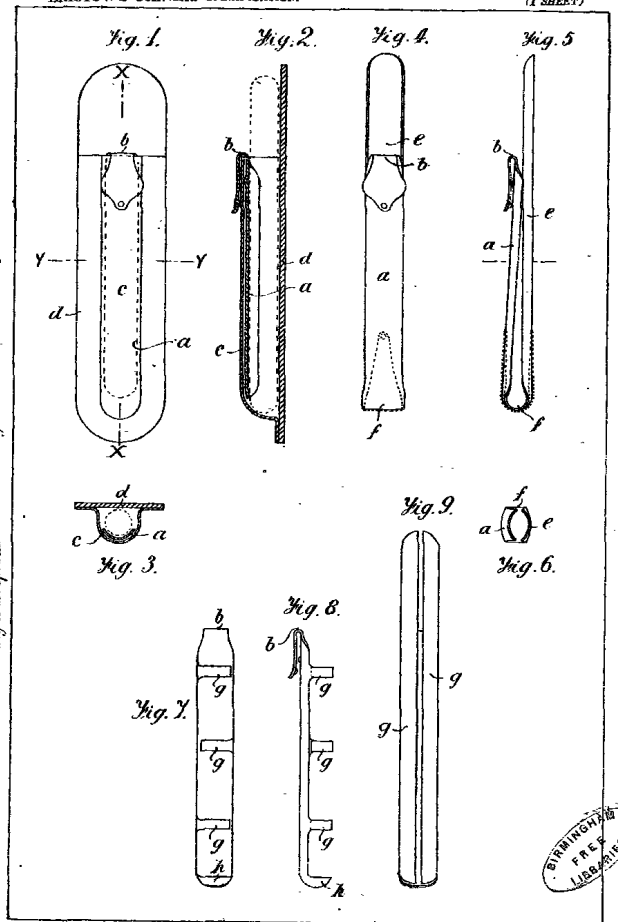
1. In a case or holder for fountain pens, pencils and the like a single strip of metal bent so as to form a back plate, a front plate and a hook on the front plate, said strip being suitably curved and bent to fit around the pen and support the base thereof.

2. A case or holder for fountain pens, pencils and the like all constructed and arranged substantially as and for the purpose set forth with reference to Figs. 1 to 3 or to Figs. 4 to 6 or to Figs. 7 and 8 or to Fig. 9 of the accompanying drawings.

Dated this 4th. day of October 1905.

MEWBURN, ELLIS & PRYOR,
70 & 72, Chancery Lane, London, W.C.
Chartered Patent Agents.

[This Drawing is a reproduction of the Original on a reduced scale]



STRONG'S
PATENT
LIBRARY

[This Drawing is a reproduction of the Original on a reduced scale.]

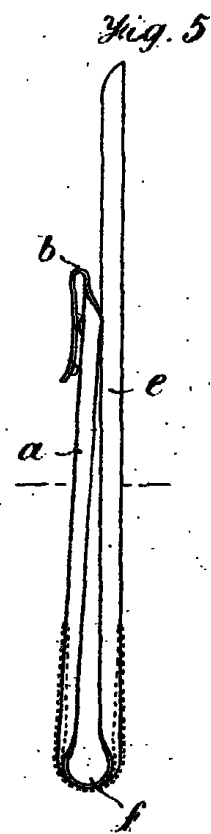
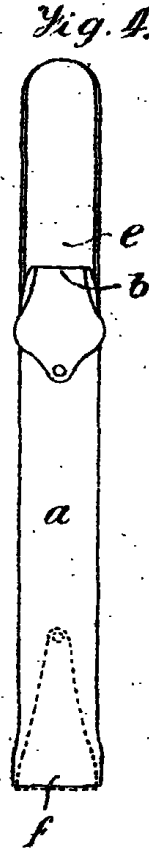
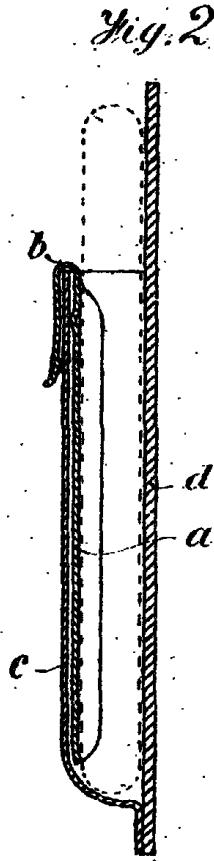
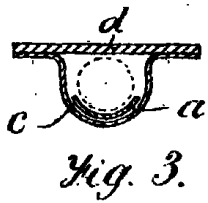
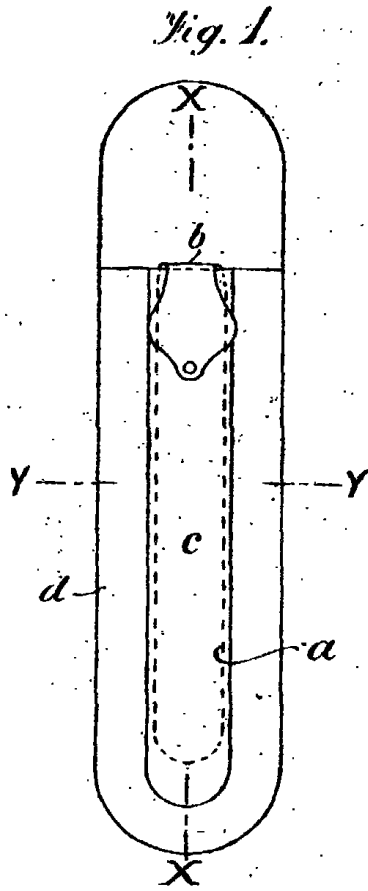


Fig. 9.

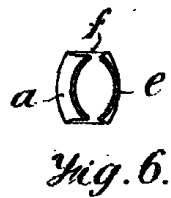


Fig. 7.

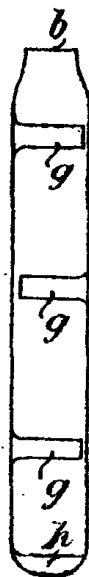


Fig. 8.

