

Nov. 18, 1930.

J. A. FREMON ET AL
FOUNTAIN PEN DESK STAND
Filed Sept. 17, 1926

1,782,109

Fig. 1

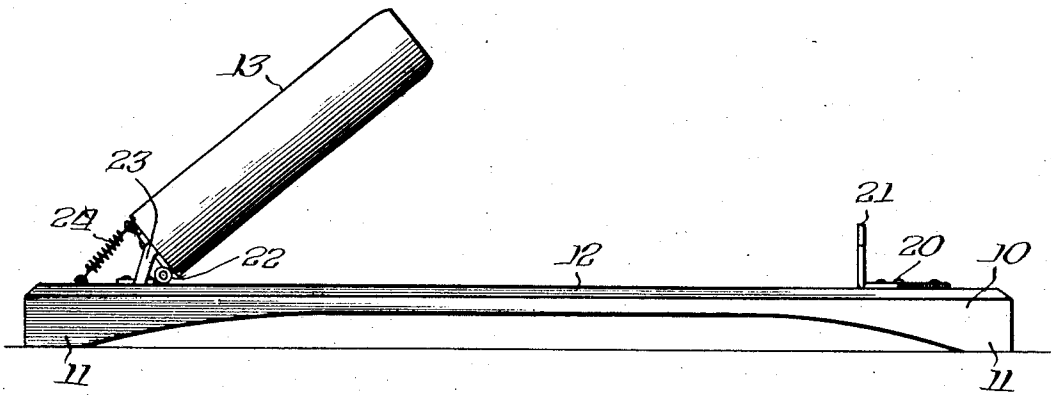


Fig. 2

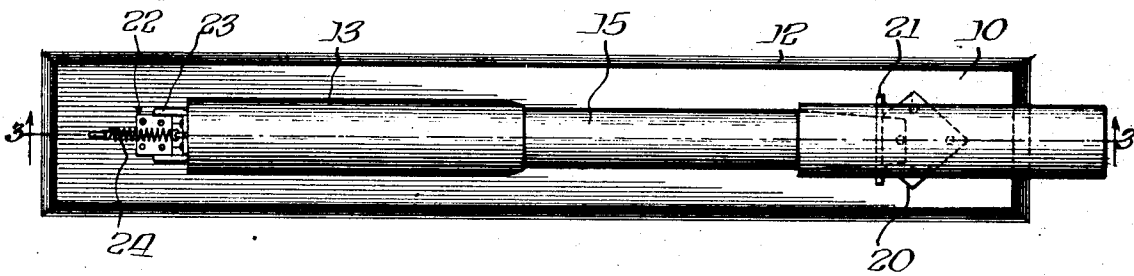
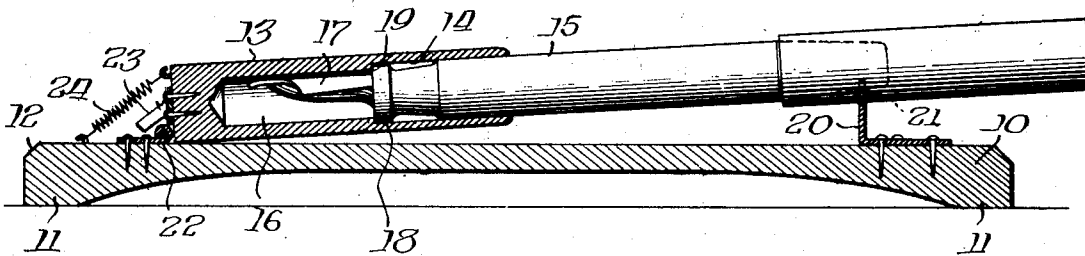


Fig. 3



Witness:

J. A. Fremont

Inventor
JULES A. FREMON
AVERY S. DE HAVEN

By *Jones, Adlington, & Co. Attorneys*

UNITED STATES PATENT OFFICE

JULES A. FREMON AND AVERY S. DE HAVEN, OF LEEPER, MISSOURI, ASSIGNORS, BY
MESNE ASSIGNMENTS, TO PEN DESK SET COMPANY, A CORPORATION OF ILLINOIS

FOUNTAIN-PEN DESK STAND

Application filed September 17, 1926. Serial No. 136,073.

This invention relates to fountain pen desk stands and has special reference to a fountain pen desk stand comprising a base having a receptacle mounted thereon for receiving a fountain pen.

More particularly this invention has reference to a fountain pen desk stand comprising a base having a receptacle pivotally mounted thereon for receiving and providing a substantially air-tight chamber for the writing point of a fountain pen, said base also having a support mounted thereon upon which the barrel of said fountain pen rests.

In a device of the character indicated above, it is desirable to provide for a substantially air-tight chamber around the writing point of the fountain pen when the latter is not in use in order to facilitate the flow of ink therefrom when starting to write. Moreover, it is desirable that a minimum amount of time and effort be required to remove said fountain pen from said device and return said fountain pen thereto.

The present invention conforms to the above noted requirements and comprises a base having a receptacle pivotally mounted thereon for receiving and sealing therein the writing point of a fountain pen, and further, when said fountain pen is removed therefrom, means are provided whereby said receptacle will occupy a position which is readily accessible for the return of said fountain pen. When said fountain pen is not in use and inserted into said receptacle, the pen rests on a support mounted on said base in a slightly elevated and inclined position in order that it may be readily grasped by the hand preparatory to writing.

One of the objects of this invention is to provide a fountain pen desk stand of the type hereinbefore indicated which will be durable and inexpensive to manufacture.

A further object of this invention is to provide a fountain pen desk stand as indicated above whereby, when the fountain pen is in use, the receptacle will occupy a position which is readily accessible for the return of said fountain pen.

A further object of this invention is to provide a fountain pen desk stand whereby,

when said fountain pen is not in use, the pen will occupy such a position that it may be readily grasped by the hand preparatory to writing.

Further objects and advantages will be apparent from the description and drawings forming a part of this specification to which reference may now be had for a more complete understanding of the characteristic features of this invention, in which drawings:

Figure 1 is a side elevational view of the desk stand with the fountain pen removed therefrom;

Figure 2 is a top plan view of Fig. 1 showing the fountain pen in position on the desk stand; and

Figure 3 is a central sectional view taken on the line 3—3 of Fig. 2.

Referring more particularly to the drawings, the desk stand comprises an elongated base 10 having a flat surface and a recessed portion on the underneath side, which recessed portion provides bearing surfaces or feet 11. The base may be made of clear crystal plate glass, statutory bronze metal, wood, hard rubber, or any other suitable substance and may be formed into various artistic shapes and designs. The edges 12 of the base may be bevelled as shown, or scroll designs may be worked out thereon for ornamental effect. Also various indentations or recessed portions may be provided in the base for receiving pencils, paper clips and the like.

A receptacle 13 is pivotally mounted near one end of the base 10 and has an opening 14 therein of a size that will snugly engage the barrel portion of the fountain pen 15. The opening 14 has a reduced portion which provides a chamber 16 for receiving the writing point 17 of the fountain pen. Upon inserting the end 18 of the fountain pen into the opening 14, said end engages a shoulder 19 formed by the meeting of the reduced portion 16 and said opening 14 and thus provides an air-tight chamber which prevents the drying of the ink on the writing point of the pen.

Although a square shoulder is illustrated

in the drawings by reason of the abrupt meeting of the chamber 16 and the opening 14, it is to be understood that a sealing means may also be provided by a gradual or less abrupt meeting of said chamber and said opening, which, of course, would provide either a bevelled or tapered shoulder.

In order that the fountain pen may occupy just the position that will enable the writer to readily grasp the same preparatory to writing, a support 20 is suitably mounted near the end opposite that of the receptacle 13 and comprises an L-shaped metal member having the upper end 21 of its upwardly extending portion preferably concave so that it will receive and support the free end of the fountain pen. The fountain pen occupies a substantially horizontal position, said pen being elevated and inclined slightly so that it may be readily accessible to the user.

One leaf of a hinge member 22 is secured to the base 10 and the other leaf of said hinge member is connected to the receptacle 13 for pivotally mounting said receptacle to said base. The latter leaf member has a pair of extensions 23, one on each side thereof, and preferably integral with said leaf member for limiting the movement of the pivoted receptacle in an upward direction, said extensions abutting the base when in a raised position.

When the fountain pen is in use and of course removed from the desk stand, it affords utility and convenience to have the receptacle 13 assume a position in which it will be readily accessible for the insertion of the fountain pen, and for this purpose one end of a coil spring 24 is secured to the base 10 and extends therefrom to be secured to the upper portion of the end of the receptacle 13. By this means the spring normally urges the receptacle upwardly until the extensions 23 abut the base 10 and the receptacle rests in this inclined position, as shown in Fig. 1 of the drawing.

When it is desired to replace the fountain pen in the desk stand, said fountain pen is inserted into the opening 14 of the receptacle, whereafter the weight of the pen will overcome the tension of the spring 24 and seek to rest in the concave portion of the upright member 21 as shown in Fig. 3 of the drawing.

It is to be understood that in the type of desk stand which has been here illustrated and described, it has been the endeavor to indicate as general a construction as feasible so that one skilled in the art might readily and conveniently construct various modifications for embodying the broad features of this invention. It may add to the appearance of this device to have the spring member 24 adapted to be associated directly with the hinge member, which construction is old in the art. Also, the extensions 23 may be replaced with lugs cast integrally with the

receptacle, while the supporting member 20 may be cast integrally with the base or modified in various other ways.

As a result of this invention, an inexpensive and durable desk set is provided in which the flow of ink is greatly facilitated by the provision of an air-tight chamber; the fountain pen is in a position readily accessible to the user; and, when said fountain pen is in use, the receptacle is in a position readily accessible for the return of the pen.

While but a single embodiment of this invention is herein shown and described, it is to be understood that this invention is not to be limited to that specific structure, but it is to be limited only by the scope of the appended claims and the prior art.

We claim:

1. In a fountain pen desk stand, a base adapted to be placed on top of a desk, a receptacle having a closed end for receiving the writing point of a fountain pen, a shoulder in said receptacle against which the end of said fountain pen is urged by its own weight to seal substantially the ink-feeding mechanism, means directly secured to said closed end and said base whereby said receptacle is movably mounted on said base, and means whereby said pen when in said receptacle is prevented from movement below a position wherein the ink in said pen flows toward the writing point thereof.

2. In a fountain pen desk stand, a base adapted to be placed on top of a desk, a receptacle having a closed end for receiving the writing point of a fountain pen, means in said receptacle for holding the writing point end of said fountain pen, means interconnecting the closed end of said receptacle directly to said base whereby said receptacle is movably mounted on said base, and means for preventing movement of said pen when in said receptacle below a position wherein the ink in said pen flows toward the writing point.

3. In a fountain pen desk stand, a flat base adapted to be placed on top of a desk, a receptacle pivotally mounted at the closed end thereof on said base for receiving the writing point of a fountain pen, and means mounted on said base for engaging and holding said pen when in said receptacle in an inclined position in which the ink in said pen flows toward the writing point thereof.

4. A fountain pen desk stand comprising a flat base adapted to be placed on top of a desk, a receptacle, and means on said base for movably supporting said receptacle, and means for holding said pen when in said receptacle in positions of angular adjustment only in which the ink in said pen flows toward the writing point thereof.

5. In a fountain pen desk stand, a flat base adapted to be placed on top of a desk, a receptacle pivotally mounted at the closed end

thereof on said base for receiving the writing point of a fountain pen, means on said base for engaging and holding said pen when in said receptacle in a downwardly pointing position such that the ink in said pen flows toward the writing point thereof, and means for holding said receptacle in a second downwardly pointing position when said pen is removed.

6
10
15
20
6. In a fountain pen desk stand, a flat base adapted to be placed on top of a desk, a receptacle pivotally mounted at the closed end thereof on said base for receiving the writing point of a fountain pen, means on said base for engaging and holding said pen when in said receptacle in a downwardly pointing position such that the ink in said pen flows toward the writing point thereof, and spring means for holding said receptacle in a second downwardly pointing position when said pen is removed.

25
30
35
7. In a fountain pen desk stand, a flat base adapted to be placed on top of a desk, a receptacle pivotally mounted at the closed end thereof on said base for receiving the writing point of a fountain pen, means on said base for engaging and holding said pen when in said receptacle in a downwardly pointing position such that the ink in said pen flows toward the writing point thereof, and spring means for holding said receptacle in a second downwardly pointing position when said pen is removed, and means for definitely determining said second downwardly pointing position.

In witness whereof, we have hereunto subscribed our names.

JULES A. FREMON.
AVERY S. DE HAVEN.

40

45

50

55

60

65