

## PATENT SPECIFICATION

Convention Date (Austria) : Dec. 22, 1928.

336,878

Application Date in (United Kingdom) : Dec. 23, 1929. No. 39,361 / 29.

Complete Accepted : Oct. 23, 1930.

COMPLETE SPECIFICATION.



## Fountain Pen Holder.

I, LEOPOLD KUTTER, of 4, Johann Hoffmannplatz, Vienna XII, Austria, of Austrian nationality, do hereby declare the nature of this invention and in what manner the same is to be performed, to be particularly described and ascertained in and by the following statement:—

Nib retracting fountain pen holders are known which have an automatic closing member for the outflow opening of the ink channel. It consists of a spring flap which acts together with a surface in the holder sleeve in such a manner that when the nib is pushed out it automatically opens, and closes when the nib is pushed in. This spring flap has hitherto been secured to the ink guide tube and closes an opening in the nib. The spring closing flap and the nib are independent parts which must be accurately fitted together and in which the closing action is detrimentally affected by unsatisfactory adjustment of the two parts.

According to the invention the spring closing flap is connected to the nib or consists of one piece with the nib, or more particularly is cut out from the material of the nib. In this way the nib and the flap form a unit which can be fitted in a simple manner so that the flap closes the opening of the ink channel. In this way the independent action of the nib and the flap is secured.

In the drawing a constructional example of the subject matter of the invention is illustrated. Figure 1 shows a view of the nib, Figure 2 is a section through the nib and the ink guide, Figures 3 and 4 show in section the upper part of the fountain

pen holder, with the pen in position for use, and in the closed position.

Attached to or cut out of the nib is a springy tongue 1, which at its free end is formed as a flap 2, and at the back carries a nose 3. 4 is the ink-guide, which is attached below to the reservoir. It is traversed by a channel 5 which opens opposite the hole of the nib.

In position for use (Figure 3), the opening of the channel 5 is made free, so that ink can flow out. However, when the pen is brought into the closed position (Figure 4) the nose 3 comes into engagement with the inner edge of the sleeve 6, and is pushed inwards, so that the flap 2 closes the opening of the channel 5. The ink cannot thus run out in the closed position of the pen, even when the penholder is held on its side or with the nib turned downwards.

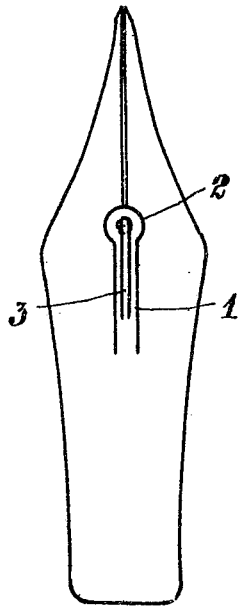
Having now particularly described and ascertained the nature of my said invention and in what manner the same is to be performed, I declare that what I claim is:—

1. A fountain pen holder of the kind referred to, characterised by the feature that the spring flap serving for automatically opening and closing the outlet opening of the ink channel is connected with the nib or is made in one piece with the nib more particularly being cut out of the material of the nib.

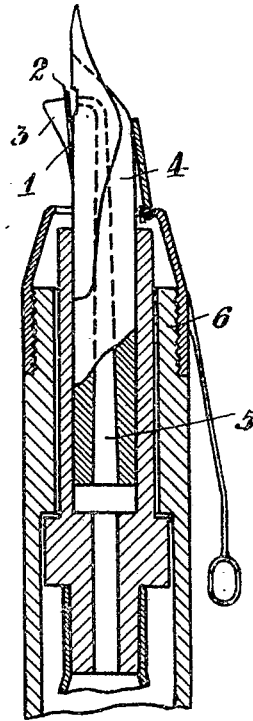
2. The improved fountain pen holder substantially as described with reference to the accompanying drawings.

Dated this 23rd day of December, 1928.  
MARKS & CLERK.

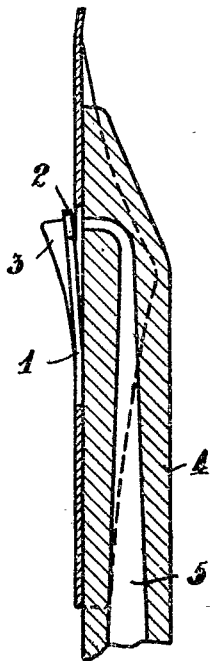
*Fig. 1*



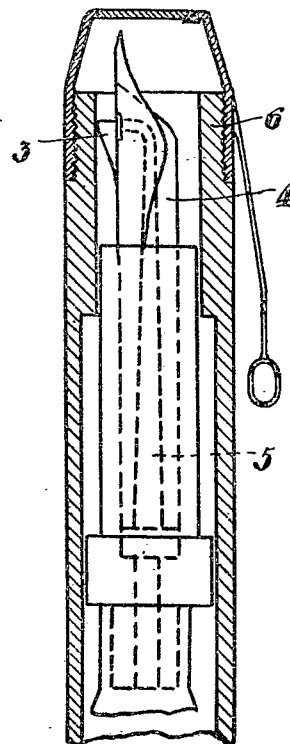
*Fig. 3*



*Fig. 2*



*Fig. 4*



*[This Drawing is a reproduction of the Original on a reduced scale.]*